

Boredom Busters Bitez

RESOURCEFUL RECYCLING


Today's theme is all about recycling! Recycling is making something new from something that has already been used. People recycle lots of things. Some of the most common things people recycle are paper, plastic, and glass! These aren't the only things that can be recycled though. There are lots of different things that can be recycled like mattresses! There are also lots of ways to recycle too. Recycling is important because it helps keep the planet clean.

Today's fun includes a challenge to test your knowledge on recycling, a writing activity to help you reuse objects, and a puzzling craft!

To Recycle Or Not To Recycle

Lots of different things can be recycled. Paper, plastic, glass, and metal are the most common things that are recycled. All of these items are recycled so they can make new things. All of these items are washed, shredded, and then reformed so they can be made into something new! Be careful when recycling. Some items like plastic bags, paper towels, tissues, and paper plates can't be recycled. Although these items are made of paper and plastic they can't be remade into new items.

Look at the objects below and circle which ones can go into the recycle bin.
See the answers on the back!




Apple



Magazine



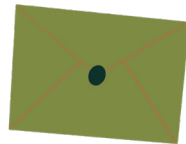
Clean Can



Hardcover Book



Soda Bottle



Letter



Mason Jar



Cereal Box



Paperback Book



Paper Bag



Plastic Bag



Plastic Fork

Resourceful Reusing

Another form of recycling is reusing. Reusing is just as important as recycling. Reusing objects is better and uses less energy than sending things to the recycling plant. Reusing objects is also much easier! Lots of different objects can be reused. Water bottles, aluminum straws, and bags are wonderful objects that can be used over and over again!

Look at the objects below and write how they can be reused again and again!

Glass Jar



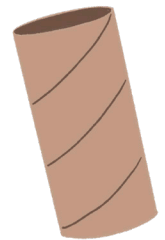
Plastic Bag



Ripped T-Shirt



Toilet Paper Tube



Repurposed Paper Puzzle

There are lots of different ways to repurpose everyday objects. One of the best ways to repurpose paper products is recycling them into puzzles! Making a puzzle from an empty cereal box, magazine cover, newspaper, old artwork, a photograph, or a drawing is super duper easy! The puzzle can be as easy or difficult as you want! These puzzles provide hours of entertainment. The best part is once the puzzle is finished it can be put into the recycle bin to be made into something completely new!

MATERIALS



PAPER PRODUCT WITH AN IMAGE ON IT



SCISSORS

FAST FACT

Solving puzzles releases chemicals in the brain that make people happy!

KEEP IT GOING!
Repurpose pieces from different puzzles to make a collage!

INSTRUCTIONS



Look for a flat paper product with an image on it. Cereal boxes, magazine covers, old artwork, photographs, or personal drawings work best! The paper product can be as small or as large as you want!




Use the scissors to cut the paper product into pieces. Cut the image into smaller pieces if you want the puzzle to be hard. Cut the image into larger pieces if you want the puzzle to be easy. Make sure you don't lose any pieces!



Reassemble! Challenge your family and friends to help you put the puzzle back together!

To Recycle or Not To Recycle Answers

Magazine, Clean Can, Soda Bottle, Letter, Mason Jar, Cereal Box, Paperback Book, and Paper Bag.



Boredom Busters Bitez is an extension of our previous publication, Boredom Busters. Instead of one large publication, we will release three different Boredom Buster activities. Each issue is a different theme!

For more resources and activities for children, please visit buckslib.org

**BCFL Bucks County
Free Library**