


Pine Cone Pals

Ghosts, vampires, zombies, werewolves, and mummies are just a few monsters that people think of at this time of year. Although these monsters are terrifying, there are others out there that are just as scary. Create your own beast that will have everyone running away in fear!

MATERIALS




PINE CONES



GLUE



GOOGLY EYES



CRAFT FOAM OR FELT




POM POMS



SCISSORS


INSTRUCTIONS

1



Use the marker to draw different shapes onto the craft foam or felt.

2



Cut the shapes out of the craft foam or felt.

3



Glue the foam or felt, googly eyes, and pom poms to the pine cone. Try gluing the pieces in on and between the folds of the pine cone. Layer pieces to make it really fun!

KEEP IT GOING!

Make a whole herd of scary monsters. Make it a challenge by creating each one different than the last. Take this craft to the next level by creating different types of monsters with random objects found around the house and outside.

